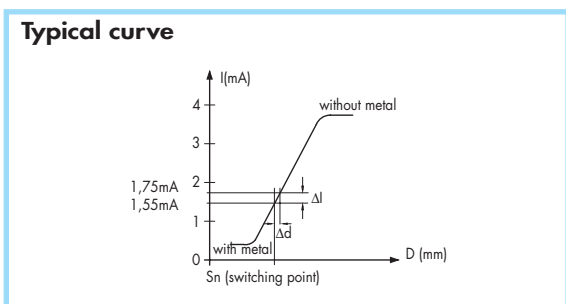
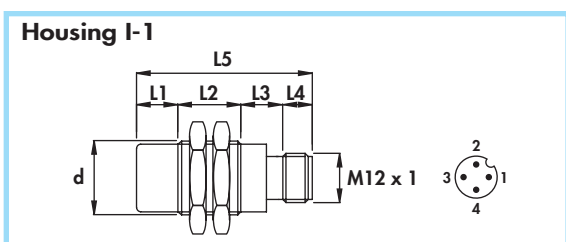
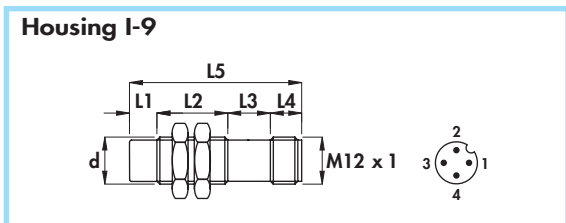
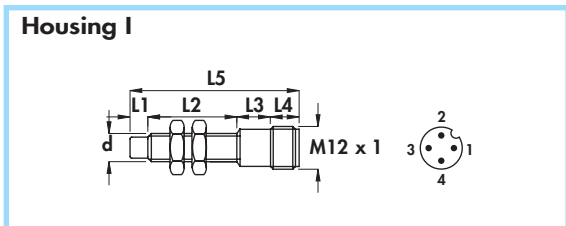


# CYLINDRICAL INDUCTIVE SENSORS IN METAL HOUSING


- **NAMUR SERIES**
- **Non amplified in d.c.**
- Connector output M12 x 1



Diameter		M8 x 1	M12 x 1	M18 x 1	M30 x 1,5
Nut	Size	SW13	SW17	SW24	SW36
	Thickness mm	4	4	4	5
Max tightening torque Nm		10	15	35	80

**Materials:**

- Housing 8 mm: stainless steel
- Housing 12 - 18 - 30 mm: nickel plated brass
- Sensing face: plastic



**Technical data:**

- Working voltage:  $5 \div 30 \text{ Vdc}$
- Supply voltage according to NAMUR:  $7,7 \div 9 \text{ Vdc}$
- Max ripple: 10%
- Consumption at 8,2 V with  $R_x = 1000 \Omega$ 
  - with metal:  $\leq 1 \text{ mA}$
  - without metal:  $\geq 3 \text{ mA}$
- Temperature range:  $-25^\circ \div +70^\circ \text{C}$
- Max thermal drift of sensing distance  $S_p$ :  $\pm 10\%$
- Repeat accuracy (R): 2%
- Degree of protection: IP67
- According to EN60947-5-6
- Electromagnetic compatibility (EMC) according to EN60947-5-2
- Shock and vibration resistance according to EN60068-2-27 EN60068-2-6
- For certified ATEX version see ATEX Catalogue

Housing	Flush mounting Non flush mounting	L1	L2	L3	L4	L5	Female connector	Body diameter (d)	Max switching frequency (f)	Nominal sensing distance (S <sub>n</sub> ) ± 10%	ORDERING REFERENCES
		mm	mm	mm	mm	mm					
I	•	-	26	13	8	47	6-8B-10	M8 x 1	4	1,5	<b>DC8/4300</b> <b>DC8/5300</b>
	•	5	21	13	8	47	6-8B-10	M8 x 1	3	2,5	
I-9	•	-	30	10	8	48	6-8B-10	M12 x 1	2	2	<b>DC12/4300</b> <b>DC12/5300</b>
	•	7	23	10	8	48	6-8B-10	M12 x 1	1	4	
I-1	•	-	25	15	8	48	6-8B-10	M18 x 1	0,8	5	<b>DC18/4300</b> <b>DC18/5300</b>
	•	10	15	15	8	48	6-8B-10	M18 x 1	0,6	8	
I-1	•	-	25	17	8	50	6-8B-10	M30 x 1,5	0,8	10	<b>DC30/4300</b> <b>DC30/5300</b>
	•	15	25	17	8	65	6-8B-10	M30 x 1,5	0,4	15	

