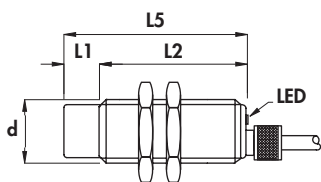
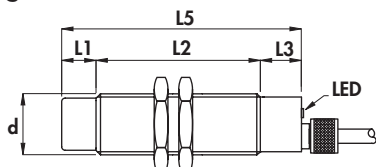


- Degree of protection IP68
- Amplified in d.c. 3 and 4 wires
- Cable and connector output M12 x 1

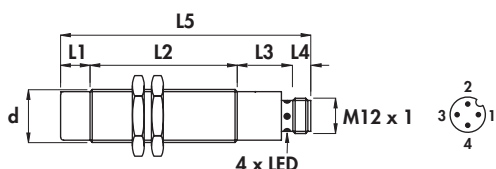
## Housing J-1



## Housing J-2




## Housing I-12



Diameter	M18 x 1	
Nut	Size	SW24
	Thickness mm	4
Max tightening torque Nm	35	

### Materials:

- Cable: 2 m PVC CEI 20 - 22 II; 90°C; 300 V; O.R.
- Housing and gland: nickel plated brass
- Sensing face: plastic



### General Features:

This new series solves definitively the problem of the ingress of liquids to the inner parts of the sensors. Thanks to the inner hermetic sealing they can be submitted to no-stop jets of liquids under pressure even in presence of temperature changes. They find application in automatic washing machinery, in machines subject to water jets and in continuous immersion applications.

### Technical data:

- Supply voltage ( $U_b$ ): 7 ÷ 60 Vdc
- Max ripple: 10%
- Rated operational current ( $I_o$ ): 400 mA
- No-load supply current ( $I_d$ ): ≤ 10 mA
- Voltage drop ( $U_d$ ): ≤ 2,2 V
- Temperature range: -25° ÷ +75°C
- Max thermal drift of sensing distance  $S_r$ : ± 10%
- Repeat accuracy (R): 2%
- Switching hysteresis (H): 10%
- Degree of protection: IP68
- Switch status indicator: yellow LED
- Cable conductor cross section: 0,50 mm<sup>2</sup>
- Protected against short-circuit and overload
- Protected against any wrong connection
- Suppression of initial false impulse
- Electromagnetic compatibility (EMC) according to EN60947-5-2
- Shock and vibration resistance according to EN60068-2-27 EN60068-2-6

Housing	Mounting	L1	L2	L3	L4	L5	Cable diameter	Female connector	Body diameter (d)	Max switching frequency (f)	Nominal sensing distance ( $S_n$ ) ± 10%	ORDERING REFERENCES		
												PNP (positive switching)		
												NO	NC	NO + NC
J-1	•	-	50	-	-	50	5	-	M18 x 1	1	5	DCA18/4A09KSJ	DCA18/4A19KSJ	-
J-1	•	10	40	-	-	50	5	-	M18 x 1	1	8	DCA18/5A09KSJ	DCA18/5A19KSJ	-
J-2	•	-	58	12	-	70	5	-	M18 x 1	1	5	DCA18/4609KSJ	DCA18/4619KSJ	DCA18/4629KSJ
J-2	•	10	48	12	-	70	5	-	M18 x 1	1	8	DCA18/5609KSJ	DCA18/5619KSJ	DCA18/5629KSJ
I-12	•	-	50	19	8	77	-	6-8B-10	M18 x 1	1	5	DCA18/4309KSJ	DCA18/43C9KSJ	DCA18/4329KSJ
I-12	•	10	50	19	8	87	-	6-8B-10	M18 x 1	1	8	DCA18/5309KSJ	DCA18/53C9KSJ	DCA18/5329KSJ
												NPN (negative switching)		
												Use the above mentioned part number changing the last number 9 with 8 (ie. DCA18/4A08KSJ)		
												NO	NC	NO + NC
												<p>(*) Note: In versions with connector use the white wire.</p>		