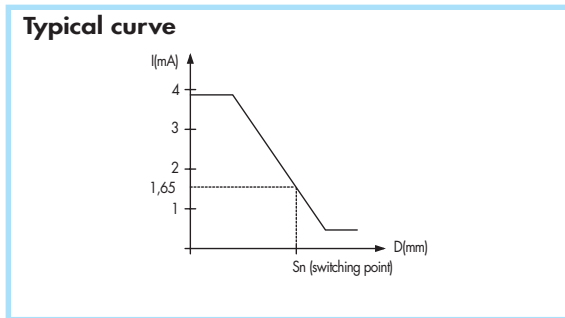
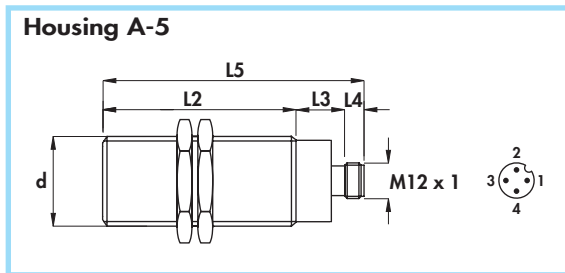
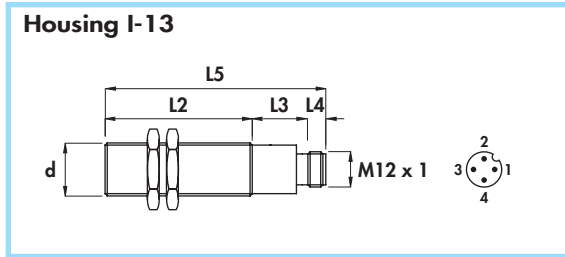


CYLINDRICAL CAPACITIVE ATEX SENSORS IN METAL HOUSING


- **NAMUR SERIES**
- **ATEX certified II 1GD for zone 0;20**
- Connector output



Diameter	M18 x 1	M30 x 1,5
Nut	Size	SW24
	Thickness mm	4
Max tightening torque Nm	35	80

Materials:

- Housing: nickel plated brass
- Sensing face: plastic



General Features:

The capacitive sensors are used for detecting any material. Some materials, especially if liquid or metallic, can be detected also through plastic or glass walls. They can be used for various applications: level control in storage bins or tanks; survey filling bottles; rain sensor; anti-vandalism tab; etc.

Technical data:

- Supply voltage according to NAMUR: 7,7 ÷ 9 Vdc
- Max ripple: 10%
- Consumption at 8,2 V with Rx = 1000 Ω
 - with metal: ≥ 3 mA
 - without metal: ≤ 1 mA
- Temperature range: - 20° ÷ + 60°C
- Max thermal drift of sensing distance S_i: ± 20%
- Repeat accuracy (R): 4%
- Degree of protection according to EN60529: IP67
- Marking: II 1D IP67 T80°C
II 1G EEx ia IIC T6

- Certified CESI 03 ATEX 080
- Electromagnetic compatibility (EMC) according to EN60947-5-2
- According to: EN60947-5-6/EN50014/EN50020/EN50281-1-1
- Shock and vibration resistance according to EN60068-2-27 EN60068-2-6

Safety parameters:

- V_i max: 13,5 V
- I_i max: 60 mA
- C_i max: 100 nF
- L_i max: 100 µH
- P_i max: 200 mW

Reduction factor of the sensing distance for different target materials (T_{amb} = 25°C)

Steel	Glass	PVC	Cloth	Paper	Wood	Water
1	0,5	0,5	0,15	0,1	0,25	1

Use in hazardous area according to instruction manuals

Housing	Flush mounting Non flush mounting	L1	L2	L3	L4	L5	Female connector ATEX	Body diameter (d)	Nominal sensing distance (S _i) ± 10%	Max switching frequency (f)	ORDERING REFERENCES
		mm	mm	mm	mm	mm					
I-13	•	-	50	14	10	74	8B-10	M18 x 1	5	100	NKS18/4300A
A-5	•	-	65	15	8	88	8B-10	M30 x 1,5	10	100	NKS30/4300A

